


USER MANUAL
NORTH AMERICA:ENGLISH



CR1400

MANUAL VERSION 06
RELEASE DATE: JUNE 2014



www.codecorp.com



Configuration Guide



[YouTube.com/codecorporation](https://www.youtube.com/codecorporation)

code
ADVANCED BARCODE READERS

Statement of Agency Compliance



The Code Reader™ 1400 (CR1400) has been tested for compliance with FCC regulations and was found to be compliant with all applicable FCC Rules and Regulations.

IMPORTANT NOTE: To comply with FCC RF exposure compliance requirements, this device must not be co-located or operate in conjunction with any other antenna or transmitter.



CAUTION: Changes or modifications not expressly approved by the party responsible for compliance could void the user's authority to operate the equipment.

The Code Reader 1400 has been tested for compliance to CE standards and guidelines and was found to conform to applicable CE standards, specifically the EMC requirements EN 55024, ESD EN 61000-4-2, Radiated RF Immunity EN 61000-4-3, ENV 50204, EFT EN 61000-4-4, Conducted RF Immunity EN 61000-4-6, EN 55022, Class B Radiated Emissions, and Class B Conducted Emissions.

Code voids product warranty if the hard case has been opened or tampered with in any way.

In addition, a CB Test Certificate has been issued by the National Certification Board (NCB) indicating CR1400 meets all safety and quality standards in accordance to IEC 60950-1:2001, First Edition.

Code Reader™1400 User Manual

Copyright © 2014 Code Corporation.

All Rights Reserved.

The software described in this manual may only be used in accordance with the terms of its license agreement.

No part of this publication may be reproduced in any form or by any means without written permission from Code Corporation. This includes electronic or mechanical means such as photocopying or recording in information storage and retrieval systems.

NO WARRANTY. This technical documentation is provided AS-IS. Further, the documentation does not represent a commitment on the part of Code Corporation. Code Corporation does not warrant that it is accurate, complete or error free. Any use of the technical documentation is at the risk of the user. Code Corporation reserves the right to make changes in specifications and other information contained in this document without prior notice, and the reader should in all cases consult Code Corporation to determine whether any such changes have been made. Code Corporation shall not be liable for technical or editorial errors or omissions contained herein; nor for incidental or consequential damages resulting from the furnishing, performance, or use of this material. Code Corporation does not assume any product liability arising out of or in connection with the application or use of any product or application described herein.

NO LICENSE. No license is granted, either by implication, estoppel, or otherwise under any intellectual property rights of Code Corporation. Any use of hardware, software and/or technology of Code Corporation is governed by its own agreement.

The following are trademarks or registered trademarks of Code Corporation:

CodeXML®, Maker, QuickMaker, CodeXML® Maker, CodeXML® Maker Pro, CodeXML® Router, CodeXML® Client SDK, CodeXML® Filter, HyperPage, CodeTrack, GoCard, GoWeb, ShortCode, GoCode®, Code Router, QuickConnect Codes, Rule Runner®, Cortex®, CortexRM, CortexMobile, Code, Code Reader, CortexAG, CortexStudio, CortexTools, Affinity®, and CortexDecoder.

All other product names mentioned in this manual may be trademarks of their respective companies and are hereby acknowledged.

The software and/or products of Code Corporation include inventions that are patented or that are the subject of patents pending. U.S. Patents: 6997387, 6957769, 7428981, 6619547, 6736320, 7392933, 7014113, 7240831, 7353999, 7519239, 7204417, 6942152, 7070091, 7097099, 7621453, 8001550, 8011584

The Code Reader software uses the Mozilla SpiderMonkey JavaScript engine, which is distributed under the terms of the Mozilla Public License Version 1.1.

The Code Reader software is based in part on the work of the Independent JPEG Group.

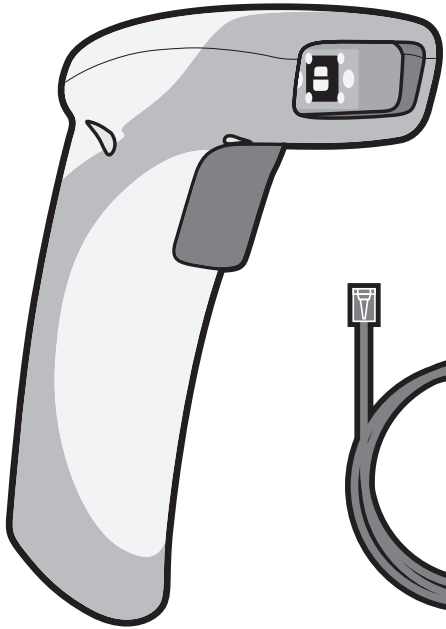
Code Corporation, 12393 S. Gateway Park Place, Ste. 600, Draper, Utah 84020

www.codecorp.com

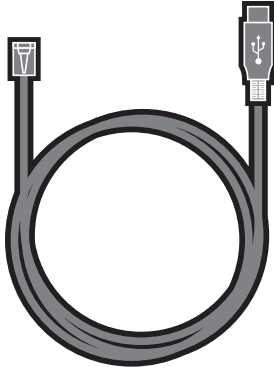
Table of Contents

1.0 - Included Items	4
2.0 - Attaching and Detaching a Cable.....	5
3.0 - Set Up.....	5
4.0 - Using a CR1400 Out of a Stand.....	6
5.0 - Using a CR1400 In a Stand	6
6.0 - Reading Ranges.....	6
7.0 - Reader Feedback.....	7
8.0 - Symbologies Defaulted On	7
9.0 - Symbologies Defaulted Off.....	7
10.0 - Reader ID & Firmware Version.....	8
11.0 - CR1400 Overall Dimensions	8
12.0 - USB Cable Example with Pinouts	9
13.0 - RS232 Cable Example with Pinouts.....	9
14.0 - Reader Pinouts.....	9
15.0 - CR1400 Maintenance	10
16.0 - Warranty	11

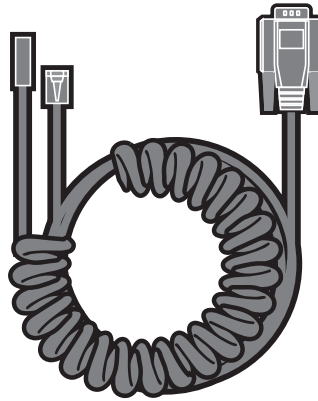
1.0 - Included if Ordered




CR1400
(Model #: CR1411 or CR1421)



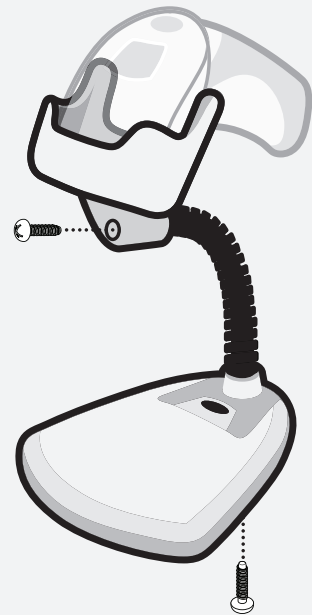
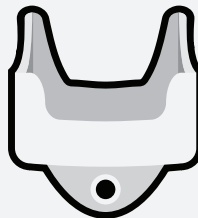
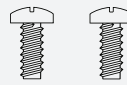
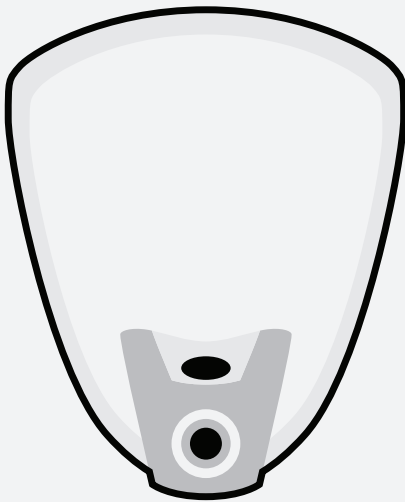
USB 2.0 Cable



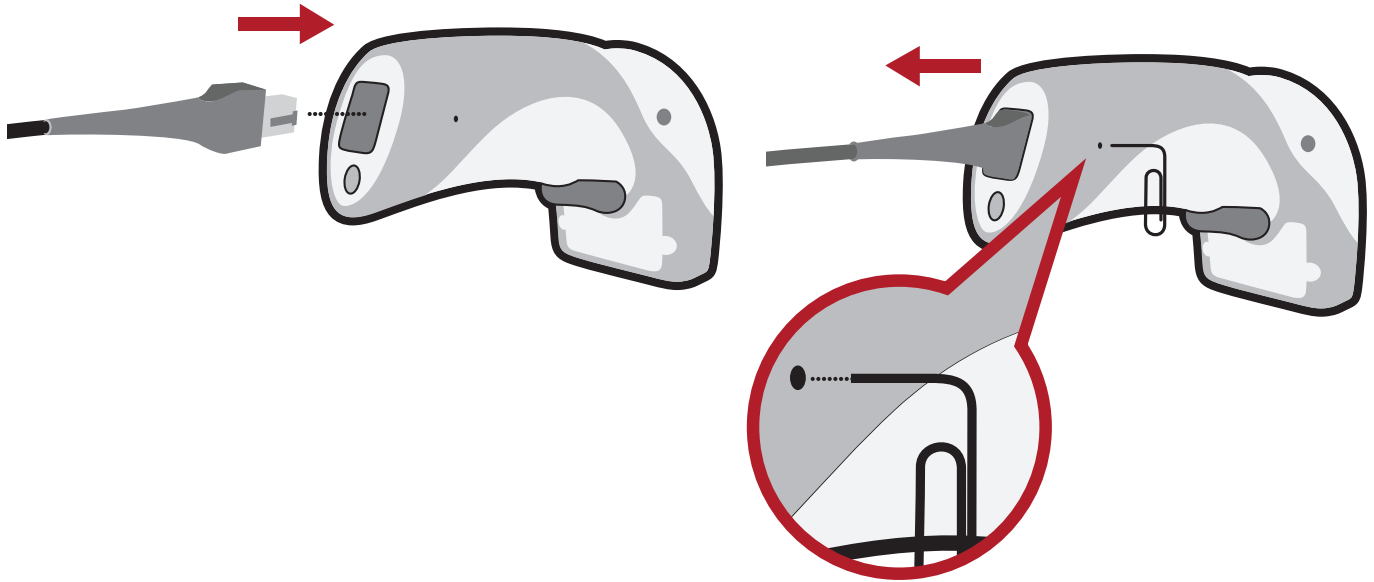
RS232 Cable



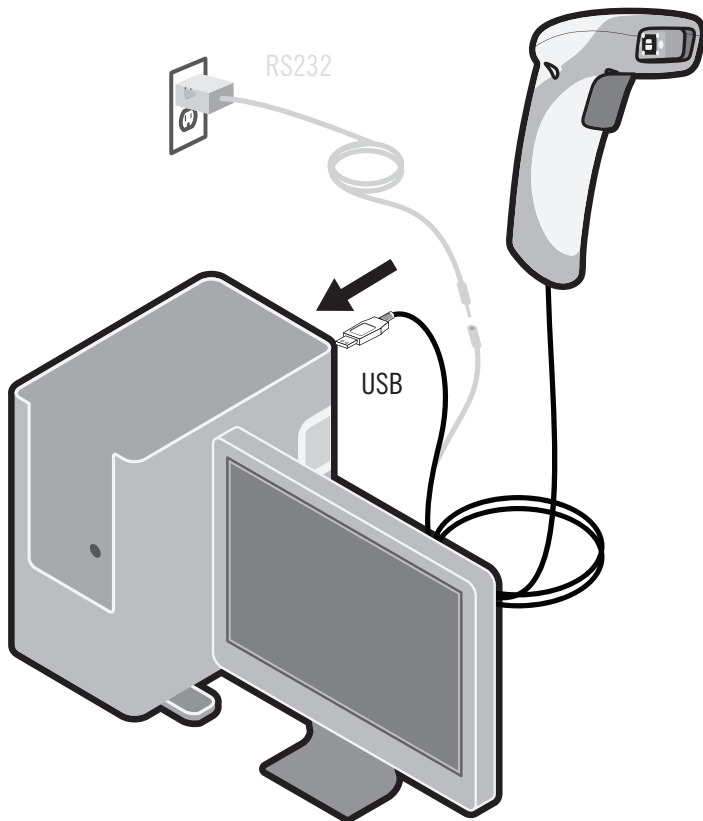
5VDC
Power Supply








2.0 - Attaching and Detaching a Cable

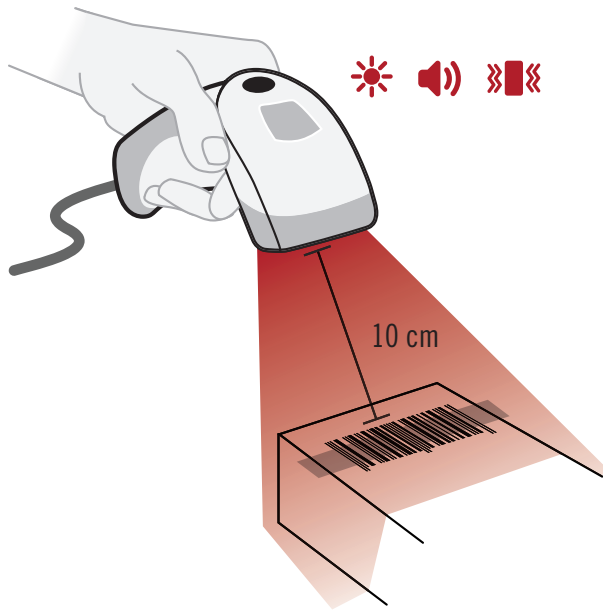


3.0 - Set Up

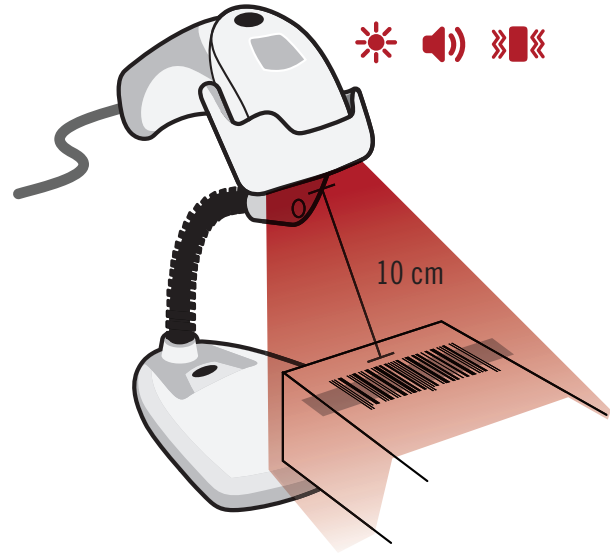


- ①  Plug in
- ②  Wait 10 seconds
10 Sec.
- ③  LED will flash
- ④  Reader will beep
2x
- ⑤  Reader will vibrate

4.0 - Using a CR1400 out of a Universal Stand



5.0 - Using a CR1400 in a Universal Stand



6.0 - Reading Ranges

CR1400 Performance		
Test Barcode	Min Inches (mm)	Max Inches (mm)
3 mil Code 39	3.1" (80 mm)	4.0" (102 mm)
7.5 mil Code 39	1.3" (33 mm)	7.2" (182 mm)
10.5 mil GS1 DataBar	0.8" (20 mm)	8.7" (220 mm)
13 mil UPC	1.1" (28 mm)	11.0" (280 mm)
5 mil DM	1.7" (43 mm)	4.5" (115 mm)
6.3 mil DM	1.3" (33 mm)	5.9" (150 mm)
10 mil DM	0.8" (20 mm)	7.1" (180 mm)
20.8 mil DM	1.1" (28 mm)	13.5" (343 mm)

Note: Working ranges are a combination of both the wide and high density fields. All samples were high quality barcodes and were read along a physical center line at a 10° angle. Default AGC settings were used. Accuracy= +/- 10%.

7.0 - Reader Feedback

Scenario	Top LED Light	Sound	Vibration
CR1400 Successfully Powers Up	Green LED Flashes	1 Beep	Handle Vibrates
CR1400 Successfully Enumerates with Host (via cable)	Once Enumerated, the Green LED turns Off	1 Beep	Handle Vibrates
Attempting to Decode	Green LED Light is Off	None	No Vibration
Successful Decode and Data Transfer	Green LED Flashes	1 Beep	Handle Vibrates
Configuration Code Successfully Decoded and Processed	Green LED Flashes	2 Beeps	Handle Vibrates
Configuration Code Successfully Decoded but Wasn't Successfully Processed	Green LED Flashes	4 Beeps	Handle Vibrates

8.0 - Symbologies Defaulted On

The following are symbologies that have a default of ON. To turn symbologies on or off, scan the symbology barcodes located in the CR1400 Configuration Guide located on our website at www.codecorp.com/files.php.

Codabar	All GS1 DataBar
Code 39	Interleaved 2 of 5
Code 93	MSI Plessey
Code 128	PDF417
Data Matrix	QR Code
Data Matrix Rectangle	UPC/EAN/JAN

9.0 - Symbologies Defaulted Off

Code barcode readers can read a number of barcode symbologies that are not enabled by default. To turn symbologies on or off, scan the symbology barcodes located in the CR1400 Configuration Guide located on our website at www.codecorp.com/files.php.

Codablock F	Micro PDF417
Code 11	MSI Plessey
Code 32	NEC 2 of 5
Composite	Pharmacode
Han Xin Code	Plessey
Hong Kong 2 of 5	Standard 2 of 5
IATA 2 of 5	Telepen
Maxicode	Trioptic
Matrix 2 of 5	Postal Codes

10.0 - Reader ID and Firmware Version

To find out the Reader ID and Firmware version, open a text editor program (i.e., Notepad, Microsoft Word, etc.) and read the Reader ID and Firmware configuration barcode.

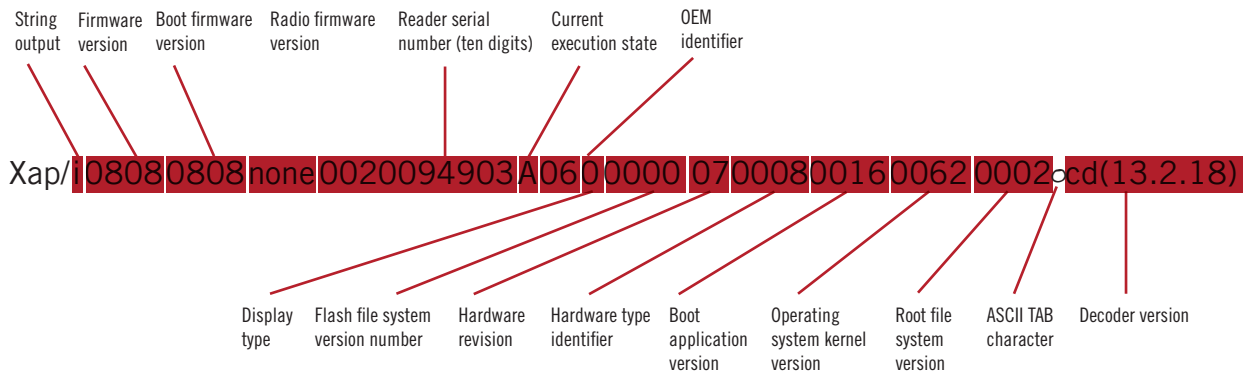
Reader ID and Firmware



M10157_01

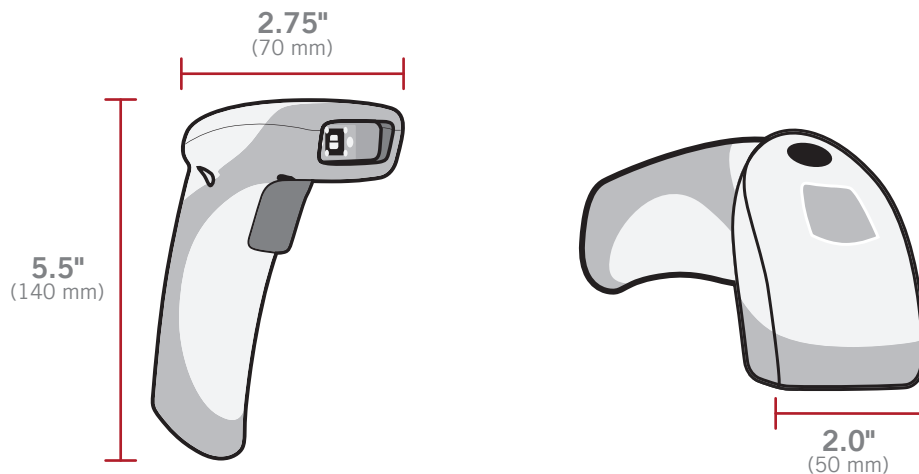
A text string indicating the firmware version and CR1400 ID number will be displayed.

example: Xap/i06760456none0020094903A060000070008001600620002cd(13.2.18) (see below):



Note: Code will periodically release new firmware for CR1400 readers. For information on latest firmware visit our website at www.codecorp.com/codesupport.php.

11.0 - CR1400 Overall Dimensions



12.0 - USB Cable Example with Pinouts

NOTES:

1. Part to be ROHS and Reach compliant.
2. Maximum Voltage Tolerance = 5V +/- 10%.
3. Caution: Exceeding the maximum voltage will void manufacturer warranty.

CONNECTOR A	NAME	WIRE	COLOR	CONNECTOR B
1	VIN	24A WG	RED	1
2	DM	28A WG	WHITE	2
3	DP	28A WG	GREEN	3
4	GND	24A WG	BLACK	10
SHELL	-	SHIELD	BARE	SHELL

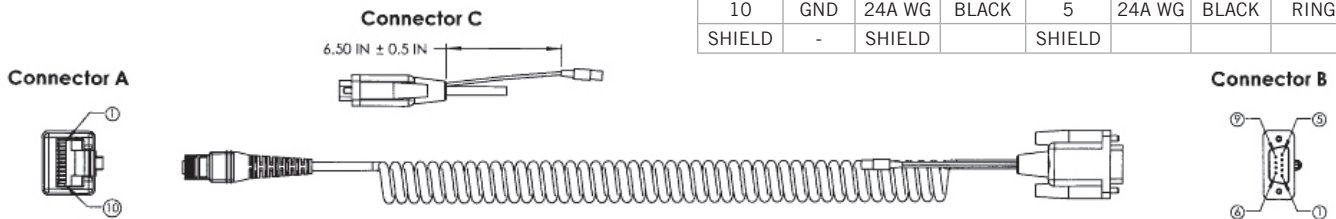


13.0 - RS232 Cable Example with Pinouts

NOTES:

1. Part to be ROHS and Reach compliant.
2. Maximum Voltage Tolerance = 5V +/- 10%.
3. Caution: Exceeding the maximum voltage will void manufacturer warranty.

CONN A	NAME	WIRE	COLOR	CONN B	WIRE	COLOR	CONN C
1	VIN	24A WG	RED	9	24A WG	RED	TIP
4	TX	28A WG	BROWN	2			
5	RTS	28A WG	ORANGE	8			
6	RX	28A WG	YELLOW	3			
7	CTS	28A WG	GREEN	7			
10	GND	24A WG	BLACK	5	24A WG	BLACK	RING
SHIELD	-	SHIELD		SHIELD			



14.0 - Reader Pinouts

The connector on the CR1400 is an RJ-50 (10P-10C). The pinouts are as follows:

Pin 1	+VIN (5v)
Pin 2	USB_DM
Pin 3	USB_DP
Pin 4	RS232 TX (output from reader)
Pin 5	RS232 RTS (output from reader)
Pin 6	RS232 RX (input to reader)
Pin 7	RS232 CTS (input to reader)
Pin 8	External Trigger (active low input to reader)
Pin 9	N/C
Pin 10	Ground

15.0 - CR1400 Maintenance

The CR1400 device needs only a minimum of maintenance to operate. A few tips are given below for maintenance suggestions.

Cleaning the CR1400 Window

CR1400 window should be clean to allow the best performance of the device. The window is the clear plastic piece inside the head of the reader. Do not touch the window. Your CR1400 uses CMOS technology that is much like a digital camera. A dirty window may stop the CR1400 from reading barcodes. If the window becomes dirty, clean it with a soft, non-abrasive cloth or a facial tissue (no lotions or additives) that has been moistened with water. A mild detergent may be used to clean the window, but the window should be wiped with a water moistened cloth or tissue after using the detergent.

Technical Support and Returns

For returns or technical support visit www.codecorp.com/codesupport.php.

16.0 - Warranty*

The CR1400 carries a standard five year limited warranty as described herein. Stand and Cables have a 30 day warranty period.

Limited Warranty. Code warrants each Code product against defects in materials and workmanship under normal use for the Warranty Coverage Term applicable to the product as described at www.codecorp.com/legal/warranty/term.php. If a hardware defect arises and a valid warranty claim is received by Code during the Warranty Coverage Term, Code will either: i) repair a hardware defect at no charge, using new parts or parts equivalent to new in performance and reliability; ii) replace the Code product with a product that is new or refurbished product with equivalent functionality and performance, which may include replacing a product that is no longer available with a newer model product; or ii) in the case of failure with any software, including embedded software included in any Code product, provide a patch, update, or other work around. All replaced products become the property of Code. All warranty claims must be made using Code's RMA process.

Exclusions. This warranty does not apply to: i) cosmetic damage, including but not limited to scratches, dents, and broken plastic; ii) damage resulting from use with non-Code products or peripherals, including batteries, power supplies, cables, and docking station/cradles; iii) damage resulting from accident, abuse, misuse, flood, fire or other external causes, including damage caused by unusual physical or electrical stress, immersion in fluids or exposure to cleaning products not approved by Code, puncture, crushing, and incorrect voltage or polarity; iv) damage resulting from services performed by anyone other than a Code authorized repair facility; v) any product that has been modified or altered; vi) any product on which the Code serial number has been removed or defaced. If a Code Product is returned under a warranty claim and Code determines, in Code's sole discretion, that the warranty remedies do not apply, Code will contact Customer to arrange either: i) repair or replace the Product; or ii) return the Product to Customer, in each case at Customer's expense.

Non Warranty Repairs. Code warrants its repair/replacement services for ninety (90) days from the date of shipment of the repaired/replacement product to the Customer. This warranty applies to repairs and replacements for: i) damage excluded from the limited warranty described above; and ii) Code Products on which the limited warranty described above has expired (or will expire within such ninety (90) day warranty period). For repaired product this warranty covers only the parts that were replaced during the repair and the labor associated with such parts.

No Extension of Term of Coverage. Product that is repaired or replaced, or for which a software patch, update, or other work around is provided, assumes the remaining warranty of the original Code Product and does not extend the duration of the original warranty period.

Software and Data. Code is not responsible for backing up or restoring any of software, data, or configuration settings, or reinstalling any of the foregoing on products repaired or replaced under this limited warranty.

Shipping and Turn Around Time. The estimated RMA turn-around time from receipt at Code's facility to shipment of the repaired or replaced product to Customer is ten (10) business days. An expedited turn-around time may apply to products covered under certain CodeOne Service Plans. Customer is responsible for shipping and insurance charges for shipping Code Product to Code's designated RMA facility and repaired or replaced product is returned with shipping and insurance paid by Code. Customer is responsible for all applicable taxes, duties, and similar charges.

Transfer. If a customer sells a covered Code Product during the Warranty Coverage Term, then that coverage may be transferred to the new owner by written notification from the original owner to Code Corporation at:

CodeOne Service Center
12393 South Gateway Park Place, Suite 600
Draper, UT 84020

Limitation on Liability. Code's performance as described herein shall be Code's entire liability, and the Customer's sole remedy, resulting from any defective Code product. Any claim that Code has failed to perform its warranty obligations as described herein must be made within six (6) months of the alleged failure. Code's maximum liability related to its performance, or failure to perform, as described herein shall be limited to the amount paid by Customer for the Code product that is subject to the claim. In no event will either party be liable for any lost profits, lost savings, incidental damage, or other economic consequential damages. This is true even if the other party is advised of the possibility of such damages.

EXCEPT AS MAY BE OTHERWISE PROVIDED BY APPLICABLE LAW, THE LIMITED WARRANTIES DESCRIBE HEREIN REPRESENT THE ONLY WARRANTIES CODE MAKES WITH RESPECT TO ANY PRODUCT. CODE DISCLAIMS ALL OTHER WARRANTIES, WHETHER EXPRESSED OR IMPLIED, ORAL OR WRITTEN, INCLUDING WITHOUT LIMITATION IMPLIED WARRANTIES OF MERCHANTABILITY, FITNESS FOR A PARTICULAR PURPOSE AND NON-INFRINGEMENT.

THE REMEDIES DESCRIBED HEREIN REPRESENT CUSTOMER'S EXCLUSIVE REMEDY, AND CODE'S ENTIRE RESPONSIBILITY, RESULTING FROM ANY DEFECTIVE CODE PRODUCT.

CODE SHALL NOT BE LIABLE TO CUSTOMER (OR TO ANY PERSON OR ENTITY CLAIMING THROUGH CUSTOMER) FOR LOST PROFITS, LOSS OF DATA, DAMAGE TO ANY EQUIPMENT WITH WHICH THE CODE PRODUCT INTERFACES (INCLUDING ANY MOBILE TELEPHONE, PDA, OR OTHER COMPUTING DEVICES), OR FOR ANY SPECIAL, INCIDENTAL, INDIRECT, CONSEQUENTIAL OR EXEMPLARY DAMAGES ARISING OUT OF OR IN ANY MANNER CONNECTED WITH THE PRODUCT, REGARDLESS OF THE FORM OF ACTION AND WHETHER OR NOT CODE HAS BEEN INFORMED OF, OR OTHERWISE MIGHT HAVE ANTICIPATED, THE POSSIBILITY OF SUCH DAMAGES.